

A modern kitchen sink with a white ceramic bowl containing green apples. The sink is set into a light-colored countertop. The background is a blurred blue wall. The text 'paco jaansõn' is visible in the upper right corner, and 'SINK WARE COLLECTION' is visible in the lower right corner.

paco jaansõn

SINK WARE  
COLLECTION

Paco Jaanson sinks being as functional as they are beautiful ensure that preparation and clean up are easy and enjoyable. The Paco Jaanson Sinkware Collection inspires most modern designs and styles. When you purchase a Paco Jaanson sink you receive Europe's best backed by a 25 year warranty.

All Paco Jaanson stainless steel sinks are manufactured to high standards with 304 Grade Stainless Steel and European design plug and wastes.

The finest nickel bearing stainless steel added at the steel making process guarantees that each and every sink is stainless all the way through.

Heavy, strong, durable sinks that with proper care and maintenance will stand the test of time.

Practical, affordable, timeless designs complete this range to cater to a grand finish to any kitchen, butler pantry or laundry.



paco jaanson

SINK WARE  
COLLECTION

Excite your senses and inspire your imagination

# Artisan



## Flush Mount - Undermount - Inset

Here is a range that is so versatile that it can be used as an under counter, or flush mounted with the bench or even inset (drop in). The choice is entirely yours!

With extra sharp lines, and deep bowls, Artisan sinks come in different sizes to perfectly suit your bench space.

This range will add the WOW factor to your kitchen and at the same time, giving you all the practical advantages that a sink must do\*.

## Optional Accessories



**CLO1**  
Stainless Steel  
Colander



**SP01**  
Stainless Steel  
Soap Pump



**CLO2**  
Timber Cutting  
Board



**CLO3**  
Roll-Out Mat  
Drainer



**CAS810M-38**

Overall Sink Size  
380 x 440 x 200 x 1.2mm



**CAS810L-58**

Overall Sink Size  
580 x 440 x 200 x 1.2mm



**CAS820-76**

Overall Sink Size  
760 x 440 x 200 x 1.2mm



**CAS821**

Overall Sink Size  
980 x 440 x 200 x 1.2mm



**CAS1000-I**

Overall Sink Size  
1000 x 480 x 230 x 1.2mm

Inset only, available RH or LH Drain

- ▶ [View Artisan Dimensional Drawings](#)
- ▶ [View Accessories Dimensional Drawings](#)
- ▶ [View Sinkcare](#)

Featured with Hey Joe Sink Mixer  
\*waste included.

paco jaansõn

Mastering the art in creating truly unique kitchens

# Palermo



Flush Mount - Undermount - Inset

From the cutting edge designers comes a kitchen sink which marks absolute originality.

Simple surfaces combined with gentle curves of the edges become a design feature combining with the practicality, resistance and natural durability of stainless steel\*.

## Optional Accessories




**CLO1**  
Stainless Steel  
Colandar



**SP01**  
Stainless Steel  
Soap Pump



**CLO2**  
Timber Cutting  
Board



**CLO3**  
Roll-Out Mat  
Drainer



**CDS810M-38**  
Overall Sink Size  
380 x 440 x 200 x 1.2mm



**CDS810L-58**  
Overall Sink Size  
580 x 440 x 200 x 1.2mm



**CDS820-63**  
Overall Sink Size  
630 x 440 x 200 x 1.2mm



**CDS820-76**  
Overall Sink Size  
760 x 440 x 200 x 1.2mm



Insert only; available RH or LH Drain

**CDS820-100-I**  
Overall Sink Size  
1000 x 500 x 220 x 1.2mm



NEW  
DESIGN

**CDS821-114**  
Overall Sink Size  
1140 x 440 x 200 x 1.2mm



**CDS821-120**  
Overall Sink Size  
1200 x 440 x 200 x 1.2mm

▶ [View Palermo Dimensional Drawings](#)

▶ [View Accessories Dimensional Drawings](#)

▶ [View Sinkcare](#)

Featured with Tangent Sink Mixer  
\*waste included.

paco jaansön

# Timeless clean lines and gentle curves Corsica Inset



Paco Jaanson stainless steel sinks represent the latest European inspired designs. These commercial style sinks are hand crafted using high quality 1.2mm 304 grade stainless steel.

With timeless clean lines and gentle curves, the Corsica is at home in both contemporary and classic-style homes.

With 10mm radius corners, Paco Jaanson offers a world of design possibilities\*.

## Optional Accessories




**CLO1**  
Stainless Steel  
Colandar



**SP01**  
Stainless Steel  
Soap Pump



**CLO2**  
Timber Cutting  
Board



**CLO3**  
Roll-Out Mat  
Drainer



**A01-I**

Overall Sink Size  
408 x 458 x 228 x 1.2mm



**A02-I**

Overall Sink Size  
585 x 458 x 228 x 1.2mm



**NEW  
DESIGN**

**A04-I**

Overall Sink Size  
790 x 458 x 228 x 1.2mm



**D01-I**

Overall Sink Size  
790 x 458 x 228 x 1.2mm



**D02-I**

Overall Sink Size  
790 x 458 x 228 x 1.2mm

▶ [View Corsica Inset Dimensional Drawings](#)

▶ [View Accessories Dimensional Drawings](#)

▶ [View Sinkcare](#)

Featured with Tangent Sink Mixer  
\*waste included.

**paco jaanson**

Leaders in quality, handcraftmanship & innovation

# Corsica Undermount



In a world of mass produced, stamped steel pieces, Paco Jaanson stands out as a leader in quality, hand craftmanship & innovation.

Corsica as under mount adds an extra dimension to your valuable bench space.

The distinctive polished finish is the result of an extensive polishing method that creates a consistent, luxurious look that is not only smooth to the touch, but also durable & extremely easy to clean\*.

### Optional Accessories



**CLO1**  
Stainless Steel  
Colander



**SP01**  
Stainless Steel  
Soap Pump



**CLO2**  
Timber Cutting  
Board



**CLO3**  
Roll-Out Mat  
Drainer



**A01-U**

Overall Sink Size  
408 x 458 x 228 x 1.2mm



**A02-U**

Overall Sink Size  
585 x 458 x 228 x 1.2mm



**NEW  
DESIGN**

**A04-U**

Overall Sink Size  
790 x 458 x 228 x 1.2mm



**D01-U**

Overall Sink Size  
790 x 458 x 228 x 1.2mm



**D02-U**

Overall Sink Size  
790 x 458 x 228 x 1.2mm

▶ [View Corsica Undermount Dimensional Drawings](#)

▶ [View Accessories Dimensional Drawings](#)

▶ [View Sinkcare](#)

Featured with Scandro Sink Mixer  
\*waste included.

**paco jaanson**

# European heritage combines with passion Sardinia Inset



Our European heritage, combined with a passion for innovation, has taught us that design should perform as beautifully as it looks.

Sardinia, with its extra rounded corners offer a more organic, industrial look for your kitchen space. Seamless flush mount look is the first breakthrough in stainless steel design in more than a decade.

With superb quality, unlimited design possibilities and precision finishing, Paco Jaanson has proven that the sink is more than just a functional element in the kitchen\*.

## Optional Accessories




**CLO1**  
Stainless Steel  
Colander



**SP01**  
Stainless Steel  
Soap Pump



**CLO2**  
Timber Cutting  
Board



**CLO3**  
Roll-Out Mat  
Drainer



**A68-I**

Overall Sink Size  
415 x 458 x 229 x 0.9mm



**A69-I**

Overall Sink Size  
591 x 459 x 229 x 0.9mm



**A84-I**

Overall Sink Size  
825 x 482 x 229 x 0.9mm



**D59-I**

Overall Sink Size  
802 x 458 x 229 x 0.9mm



**D66-I**

Overall Sink Size  
802 x 458 x 229 x 0.9mm

- ▶ [View Sardinia Inset Dimensional Drawings](#)
- ▶ [View Accessories Dimensional Drawings](#)
- ▶ [View Sinkcare](#)

Featured with Tangent Gooseneck Sink Mixer  
\*waste included.

paco jaanson

# The real difference is in the signature finish Sardinia Undermount



Sardinia under counter is perfect for the aesthetically low key kitchen. Whilst specious and gentle on the eye, Sardinia under counter brings to your kitchen the avant-guard look, desired by today's designers.

Sardinia stainless steel sinks feature a Polished Finish.

This signature finish is the result of an extensive polishing process that creates an extremely consistent and luxurious appearance which is also smooth, hygienic, and extremely easy-to-clean\*.

## Optional Accessories




**CLO1**  
Stainless Steel  
Colander



**SP01**  
Stainless Steel  
Soap Pump



**CLO2**  
Timber Cutting  
Board



**CLO3**  
Roll-Out Mat  
Drainer



**A68-U**

Overall Sink Size  
415 x 458 x 229 x 0.9mm



**A69-U**

Overall Sink Size  
591 x 459 x 229 x 0.9mm



**A84-U**

Overall Sink Size  
825 x 482 x 229 x 0.9mm



**D59-U**

Overall Sink Size  
802 x 458 x 229 x 0.9mm



**D66-U**

Overall Sink Size  
802 x 458 x 229 x 0.9mm

▶ [View Sardinia Undermount Dimensional Drawings](#)

▶ [View Accessories Dimensional Drawings](#)

▶ [View Sinkcare](#)

Featured with Hera Sink Mixer  
\*waste included.

**paco jaansõn**



# Butler

All Butler sinks are made from the highest quality fire clay and finished with a glazed enamel internal coating. Hygienic, appealing and practical, Butler sinks bring you back to a more simple & uncomplicated period.

An array of external colours are available to the butler sink for you to choose from these include white, biscuit and black\*.

▶ [View Butler Dimensional Drawings](#)

▶ [View Sinkcare](#)

## paco jaansõn

\* colours as indent orders.  
\* waste not included.

# Bar

The Bar sink is a practical bowl ideal for narrow bench tops and place where space is limited. Will find a good home in boats, caravans, behind the bar or in the kitchen, with no compromise on bowl space\*.

\* waste included.

▶ [View Bar Dimensional Drawing](#)



**SER7718**

Overall Sink Size  
400 x 500 x 300mm



**SER7719**

Overall Sink Size  
400 x 600 x 300mm



**M07**

Ø425 x 160mm x 0.8mm



Featured with Hera Sink Mixer

Create less clutter **Laundry**



**CABINET BE-112cab**  
Overall Cabinet Size 570 x 500 x 780mm

White Polyurethane with Doors and Ceramic Sink **BE-YSG112**

# Tapware



**041.606**  
Tangent Gooseneck Sink Mixer  
5 Star with 5 litres per minute flow rate



**HJ370**  
Hey Joe Sink Mixer  
5 Star with 5 litres per minute flow rate



**041.607**  
Tangent Sink Mixer  
5 Star with 5 litres per minute flow rate



**Hi-SCS**  
Scandro Sink Mixer  
5 Star with 5 litres per minute flow rate



**Hi-HD4233**  
Hera Gooseneck Sink Mixer  
5 Star with 6 litres per minute flow rate



**A28**  
Overall Sink Size  
610 x 510 x 250 x 0.8mm



**BE-YSG114**  
Overall Sink Size  
470 x 510 x 310mm

**NEW DESIGN**



**BE-YSG112**  
Overall Sink Size  
570 x 500 x 310mm



**BE-YSG001**  
Overall Sink Size  
710 x 530 x 360mm

\*waste included with Stainless Steel Sink - Tap Hole on request.  
\*waste and overflow included with all Ceramic Sinks.

▶ [View Laundry Sink Dimensional Drawings](#)  
▶ [View Sinkcare](#)

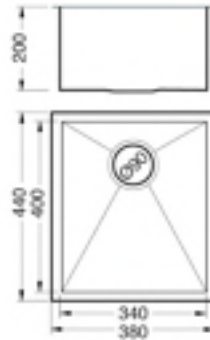
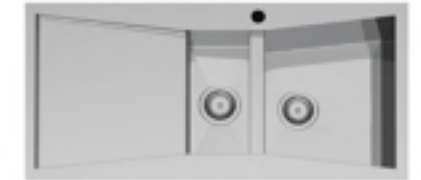
Sleek, contemporary basins have been a common choice of designers whose clients still want to keep a traditional design theme.

The desire for a cleaner appearance around the sink has lead to the use of ceramic sinks as well as traditional stainless steel sinks\*. The 570x500 also has the option of a white polyurethane cabinet to suit.

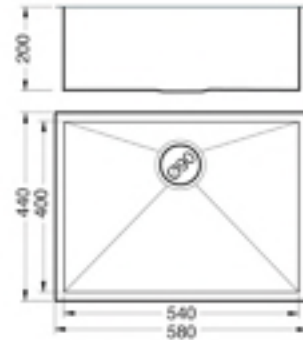
**paco jaansōn**

# paco jaansōn

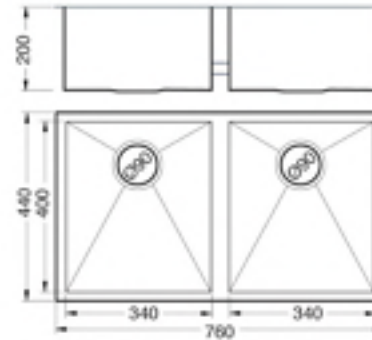
Excite your senses and inspire your imagination **Artisan**



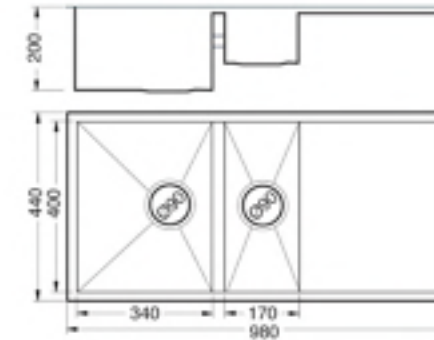
Artisan  
CAS810M-38  
waste included



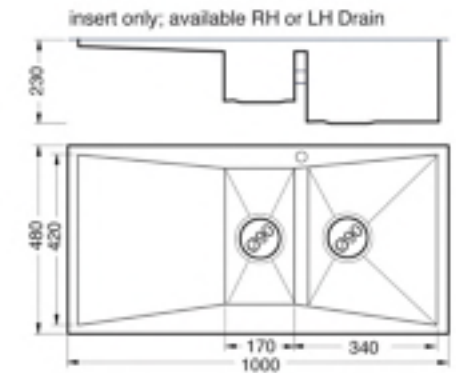
Artisan  
CAS810L-58  
waste included



Artisan  
CAS820-76  
waste included



Artisan  
CAS821  
waste included



Artisan  
CAS1000-I  
waste included

all dimensions are approximate only and subject to change by the manufacturer - bench cut-outs should not be undertaken based on these dimensions



REPLACEMENT ONLY

▶ [Return To Artisan Main Page](#)

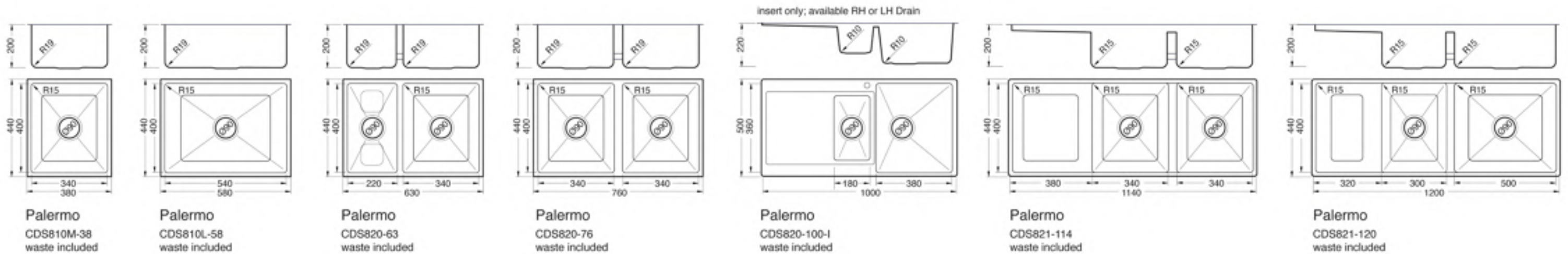
▶ [Return To Introduction](#)

▶ [View Warranty Details](#)

▶ [View Sinkcare](#)

# paco jaansõn

Mastering the art in creating truly unique kitchens **Palermo**



all dimensions are approximate only and subject to change by the manufacturer - bench cut-outs should not be undertaken based on these dimensions



REPLACEMENT ONLY

▶ [Return To Palermo Main Page](#)

▶ [Return To Introduction](#)

▶ [View Warranty Details](#)

▶ [View Sinkcare](#)

**paco jaansõn**

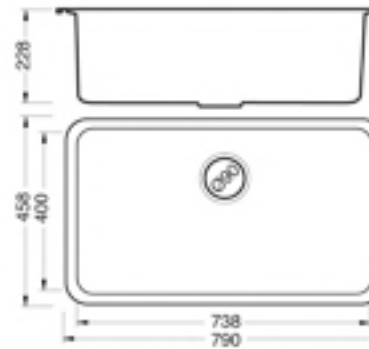
*Timeless clean lines and gentle curves* Corsica Inset



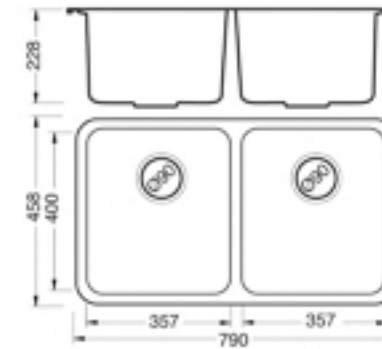
Corsica Inset  
A01-I  
waste included



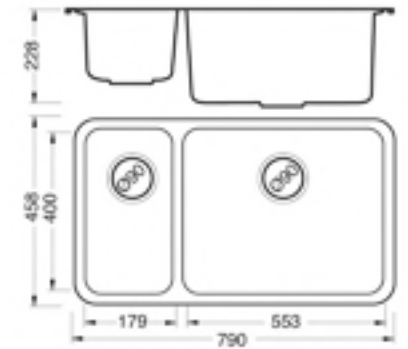
Corsica Inset  
A02-I  
waste included



Corsica Inset  
A04-I  
waste included



Corsica Inset  
D01-I  
waste included



Corsica Inset  
D02-I  
waste included

all dimensions are approximate only and subject to change by the manufacturer - bench cut-outs should not be undertaken based on these dimensions



REPLACEMENT ONLY

- ▶ [Return To Corsica Inset Main Page](#)
- ▶ [Return To Introduction](#)
- ▶ [View Warranty Details](#)
- ▶ [View Sinkcare](#)

**paco jaansōn**

*Leaders in quality & innovation*

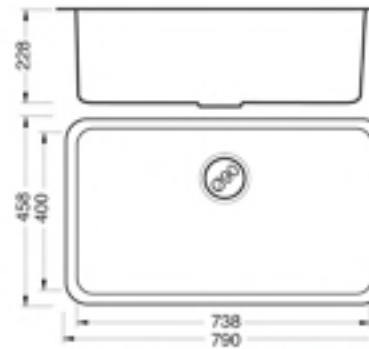
# Corsica Undermount



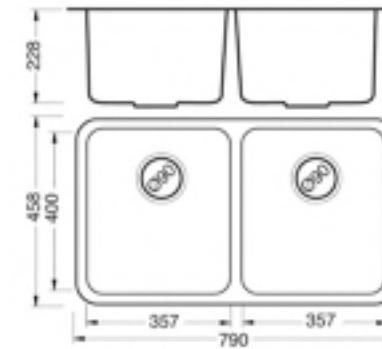
Corsica Undermount  
A01-U  
waste included



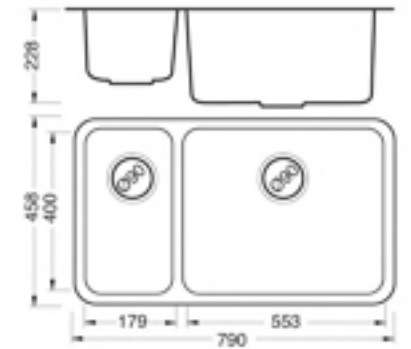
Corsica Undermount  
A02-U  
waste included



Corsica Undermount  
A04-U  
waste included



Corsica Undermount  
D01-U  
waste included



Corsica Undermount  
D02-U  
waste included

all dimensions are approximate only and subject to change by the manufacturer - bench cut-outs should not be undertaken based on these dimensions



REPLACEMENT ONLY

▶ [Return To Corsica Undermount Main Page](#)

▶ [Return To Introduction](#)

▶ [View Warranty Details](#)

▶ [View Sinkcare](#)

# paco jaansõn

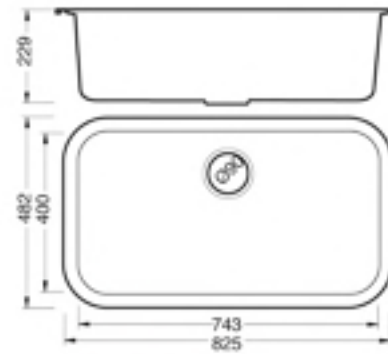
European heritage combines with passion **Sardinia Inset**



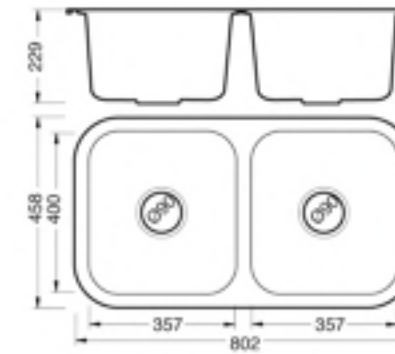
**Sardinia Inset**  
A68-I  
waste included



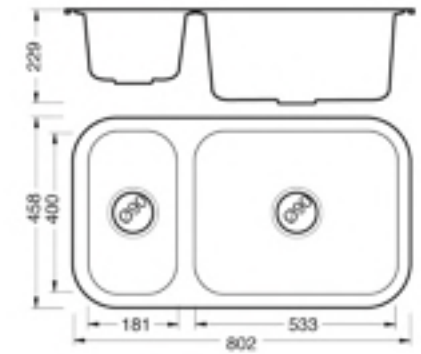
**Sardinia Inset**  
A69-I  
waste included



**Sardinia Inset**  
A84-I  
waste included



**Sardinia Inset**  
D59-I  
waste included



**Sardinia Inset**  
D66-I  
waste included

all dimensions are approximate only and subject to change by the manufacturer - bench cut-outs should not be undertaken based on these dimensions



REPLACEMENT ONLY

- ▶ [Return To Sardinia Inset Main Page](#)
- ▶ [Return To Introduction](#)
- ▶ [View Warranty Details](#)
- ▶ [View Sinkcare](#)

**paco jaansōn**

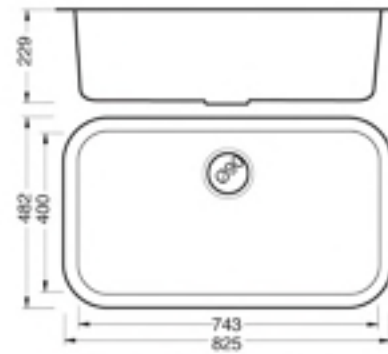
*A real signature finish* **Sardinia Undermount**



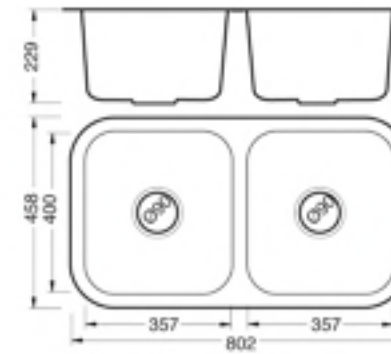
**Sardinia Undermount**  
A68-U  
waste included



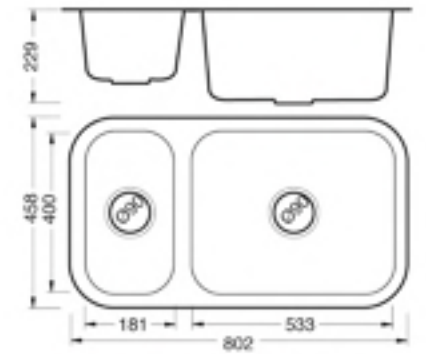
**Sardinia Undermount**  
A69-U  
waste included



**Sardinia Undermount**  
A84-U  
waste included



**Sardinia Undermount**  
D59-U  
waste included



**Sardinia Undermount**  
D66-U  
waste included

all dimensions are approximate only and subject to change by the manufacturer - bench cut-outs should not be undertaken based on these dimensions



REPLACEMENT ONLY

[▶ Return To Sardinia Undermount Main Page](#)

[▶ Return To Introduction](#)

[▶ View Warranty Details](#)

[▶ View Sinkcare](#)

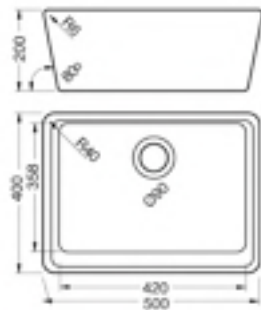


# paco jaansõn

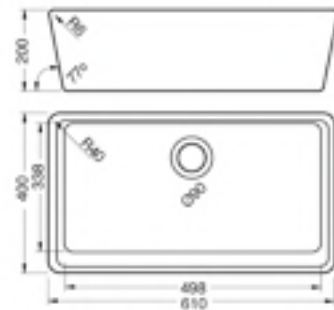
Create less clutter **Bar/Butler/Laundry**



**Bar**  
M07  
waste included



**Butler**  
SER7718  
waste not included



**Butler**  
SER7719  
waste not included



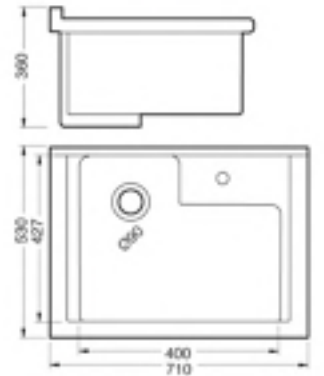
**Laundry**  
A28  
waste included



**Laundry**  
BE-YSG114  
waste and overflow included



**Laundry**  
BE-YSG112  
waste and overflow included



**Laundry**  
BE-YSG001  
waste and overflow included

all dimensions are approximate only and subject to change by the manufacturer - bench cut-outs should not be undertaken based on these dimensions



REPLACEMENT ONLY

▶ [Return To Bar Main Page](#)

▶ [Return To Butler Main Page](#)

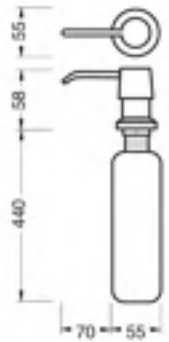

▶ [Return To Laundry Main Page](#)

▶ [View Sinkcare](#)

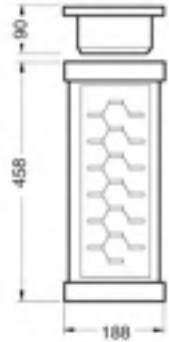
▶ [Return To Introduction](#)

# paco jaansõn

Just add **Water**




Soap Pump  
SP01  
stainless steel/plastic bottle



Colandar  
CL01  
stainless steel



Cutting Board  
CL02  
timber



Roll-Out Mat  
CL03  
drainer

all dimensions are approximate only and subject to change by the manufacturer

## Optional Accessories

▶ [Return To Introduction](#)

▶ [View Sinkcare](#)



# SINKCARE

Return to  
▶ Introduction  
page

Return to  
▶ Artisan  
page

Return to  
Palermo  
▶ insert  
▶ undermount

Return to  
Corsica  
▶ insert  
▶ undermount

Return to  
Sardinia  
▶ insert  
▶ undermount

Return to  
▶ Bar/Butler  
▶ Laundry

## Suggestions For The Care & Cleaning Of Paco Jaanson Stainless Steel Sinks

Each sink's surface is created to harmonize with any colour scheme and décor. And, like fine silver, its beautiful finish becomes lovelier with use and age. It will give a lifetime of service with proper care and maintenance.

For regular routine cleaning use a non-abrasive cleaner. Liquid dish soap or a mild vinegar solution can be used. This will keep the sink free from residue and grease from food preparation and dish washing without scratching either the bowl area or the "mirror finish" counter-top area of the sink.

Since the detergent used for washing dishes may not be thoroughly effective in removing grease residue. The best result can be obtained by direct application of a non-abrasive household cleaner. Cleaning products containing a mild abrasive and recommended by their manufacture for use on stainless steel sinks are generally satisfactory. Always read the product-use directions on the package before using the product on the sink.

After heavy usage and whenever a thorough disinfecting cleaning is required, use an abrasive disinfecting cleansing powder. Most of these contain bleach, an effective ingredient for killing germs. They will also help to maintain the sink's natural shine and lustre by completely removing all traces of any surface contaminant which may remain after regular routine cleaning. Please note, however, that an abrasive cleaner should only be used on the bowl area of the sink... Never on the "mirror finish" counter top area of the sink.

Anytime the sink is cleaned a final step is to give it a thorough rinse and then wipe the surface dry.

Each stainless steel sink is easy to keep clean. Simple everyday maintenance, as outlined above, will ensure its beauty will last longer. The best method of "preventive maintenance" is to ensure that the sink is clean, dry and exposed to room atmosphere when not in use.

## Installation

Installation of each sink is the responsibility of the customer or the customer's installer. Installation by qualified trade persons is recommended.

Check the sink for blemishes or imperfections before installation, as the cost of delivering and installing a replacement sink will be the responsibility of the customer.

Use the actual product measurements for cut outs. Measurements are supplied by Paco Jaanson as a guide only. Paco Jaanson are continually seeking ways to improve the design specification, aesthetics and manufacturing techniques of its products. As a result alterations to the specifications and dimensions of the products and designs occur continually

By installing the sink, the customer accepts that it is free of blemishes and or imperfections including scratched, dents, spotting, discolouration and rust.

paco jaanson

tel.1800 006 260 - www.pacojaanson.com.au

Return to  
▶ Introduction  
page

Return to  
▶ Artisan  
page

Return to  
Palermo  
▶ insert  
▶ undermount

# WARRANTY

Return to  
Corsica  
▶ insert  
▶ undermount

Return to  
Sardinia  
▶ insert  
▶ undermount

Return to  
▶ Bar/Butler  
▶ Laundry



## REPLACEMENT ONLY

### 25 Year Replacement Warranty

Each sink is guaranteed by the manufacturer for 1 year parts and labour and 25 years replacement only. Failure to comply with the installation instructions will void this warranty.

All dimensions are approximate only and subject to change by the manufacturer - bench cut-outs should not be undertaken based on these dimensions

**paco jaansōn**

tel.1800 006 260 - [www.pacojaanson.com.au](http://www.pacojaanson.com.au)